

TECHNICAL DATASHEET

LARX Resilient Carbon Film LARX-RF150W050S

DESCRIPTION AND KEY FEATURES

- New generation of carbon heating film with advanced construction and lamination
- High mechanical resistance and lifetime
- Double lamination for resistance against humidity
- Resistant against heat
- Low profile for minimal thickness increase of floor construction
- Possibility of soldered or clamp connectors
- Direct, semi-accumulative or accumulative heating in residential and industrial buildings
- Extremely fast start and regulation
- Suitable for passive, low-energy and other buildings
- Suitable for new buildings and reconstructions
- Can be used as main or supplementary heat source
- Does not produce electromagnetic smog (carbon is not a metal)

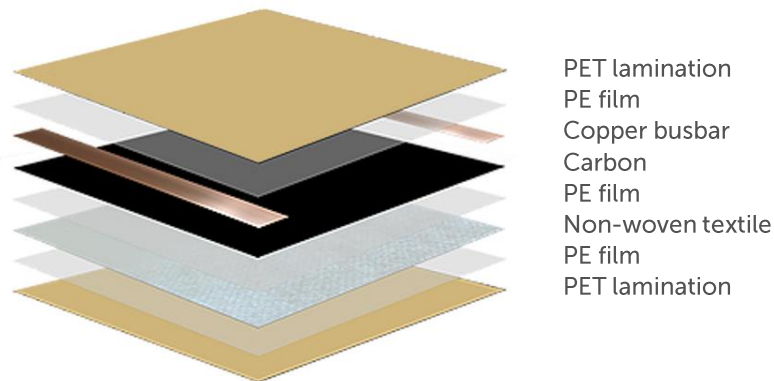


TECHNICAL DESCRIPTION

Technical parameters of LARX Resilient Carbon Film

Carbon Film	LARX-RF150W050S
Voltage	230 V @ 50 Hz
Power	150 W/m ²
Tolerance	±15 %
Film thickness	0,7 mm
Film width	0,5 m
Roll length	50 m
Electrical resistance	705 Ω/m
Efficiency	99 %
Maximum operating temperature	45 °C
Maximum structural temperature	80 °C

Description of LARX Resilient Carbon Film layers




USAGE

- Direct, semi-accumulation and accumulation heating
- Dry or wet install possibility
- Possible use of grounding net (PE)
- Usage in rooms with greater humidity
- Only interior use

RECOMMENDED FLOOR COMPOSITION

LARX Resilient Carbon Film applied under concrete / anhydrite or system floor boards



Any flooring / tiles
(certified for
floor heating)

Possible tile glue

Anhydrite / concrete
> 45 mm

PE film 0,2 mm

LARX Res. Carbon Film

LARX Resilient Carbon Film applied directly under floating flooring



Any flooring with click
system (certified for
floor heating)

PE film 0,2 mm

LARX Res. Carbon Film

Acoustic insulation



more information at
www.carbon-film.com

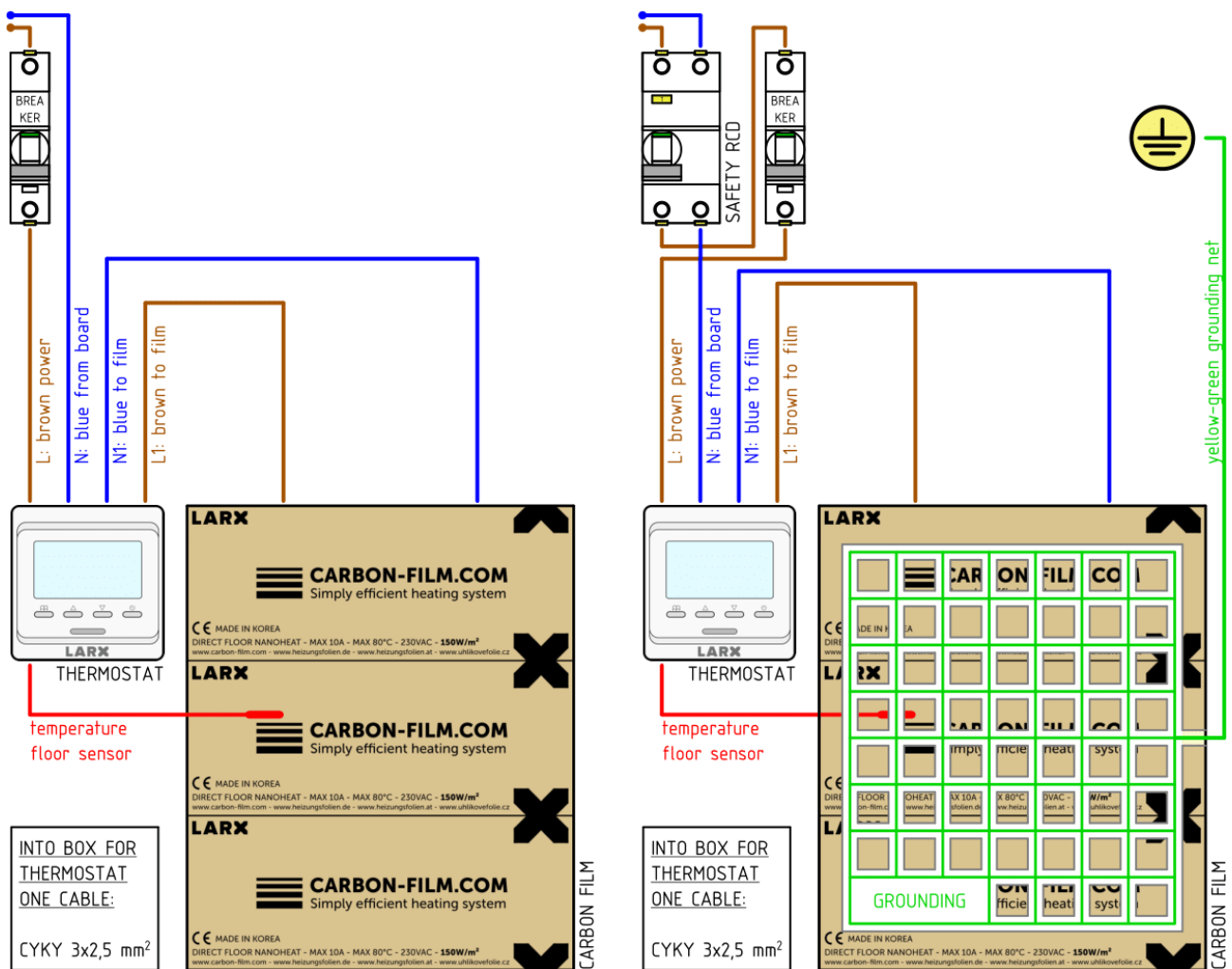
SAFETY INSTRUCTIONS

- Installation and operation of the system must always be in accordance with applicable local safety guidelines and the ČSN and EN standards and in accordance with regulations.
- **LARX CARBON-FILM.COM** instructions and documents are mandatory for installation and operation.
- Any other use of the carbon film / the heating system is prohibited.
- The manufacturer and the supplier are not responsible for damage caused by improper handling, installation and modification of the carbon film structure.

WAY OF CONNECTING

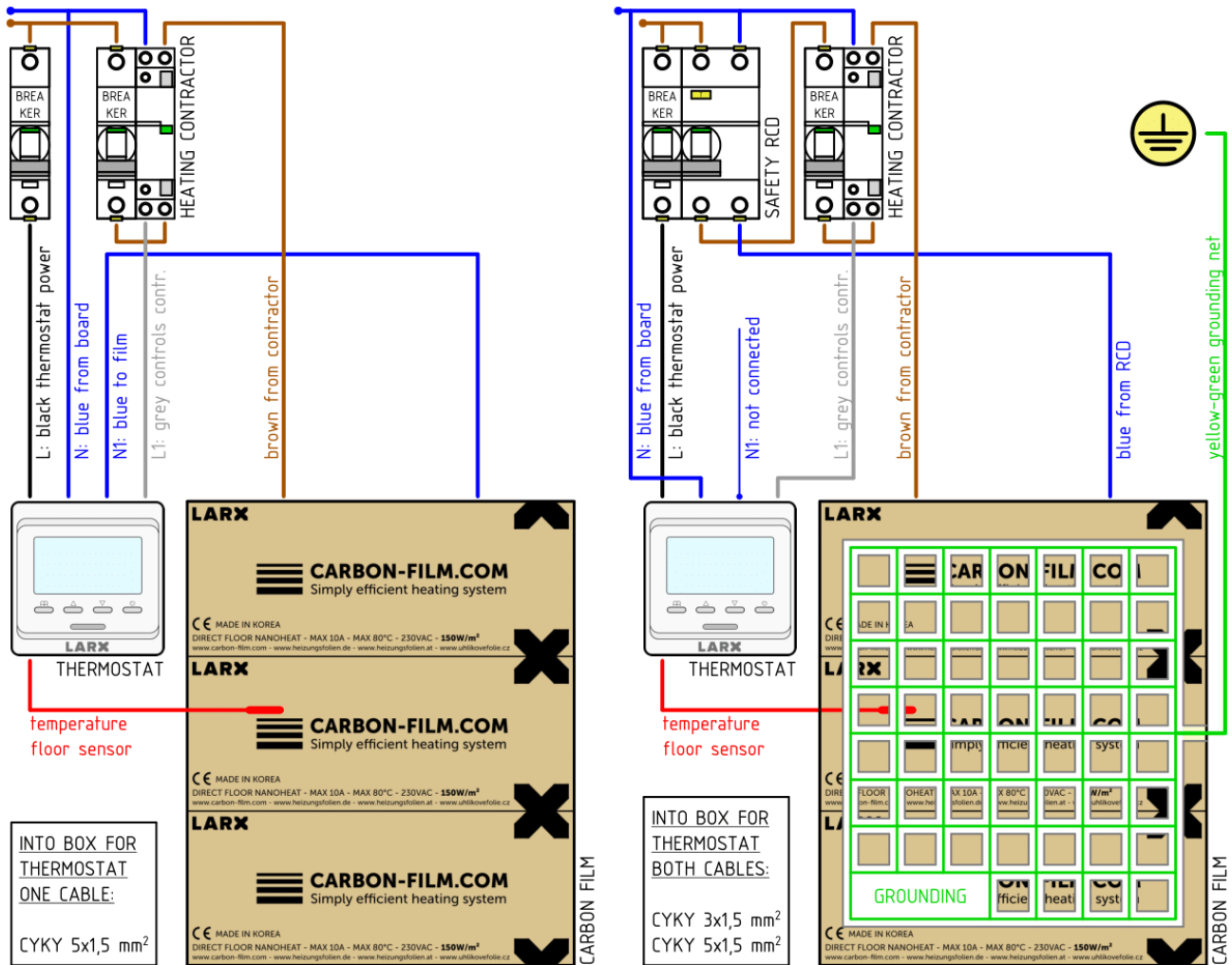
Simple way of switchboard connection

Basic way of connection. Thermostat directly switches carbon film power.



Recommended way of switchboard connection

More complicated but more convenient way of connection. Thermostat only controls contractor in switchboard. The contractor switches carbon film power. The advantage is extended life of the thermostat and more possibilities.



Tech questions

Bc. Ondřej Levý

+420 725 140 142 | info@carbon-film.com